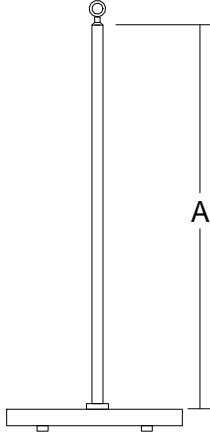


PIPE BOOMS AND BASES



Standard Sizes	
Item #	A
PB50-6	6'
PB50-8	8'
PB50-10	10'
PB50-12	12'
PB50-14	14'
PB50-16	16'
PB50-18	18'
PB50-20	20'

Standard Features

- 24" Diameter 50 Lb. base
- 1-1/2" schedule 40 pipe with threaded end
- Capped eye for tie off
- Pipe and base available separately
- Matte black finish

Options

- Custom color finish
- Castered base
- Castered storage dolly

LIGHT LADDERS

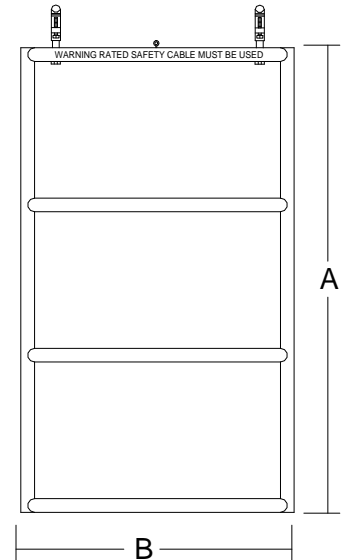
Standard Features

- 1-1/2" schedule 40 pipe
- Coped & fully welded construction
- Two captive C-clamps
- Integral eye bolt for safety cable
- Matte black finish

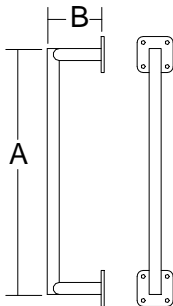
Options

- Custom size
- Custom color finish

Standard Sizes			
Item #	# of Rungs	A	B
LL2	2	48"	32"
LL4	4	66"	32"
LL6	6	96"	32"



TORMENTOR PIPES



Standard Sizes		
Item #	A	B
TP4	4'	12"
TP6	6'	12"
TP8	8'	12"
TP10	10'	12"
TP12	12'	12"

Standard Features

- 1-1/2" schedule 40 pipe
- Coped & fully welded construction
- 4" x 4" x 1/4" mounting plates with 4 3/8" holes
- Matte black finish

Options

- Custom size
- Multi-leg on longer units
- Custom color finish